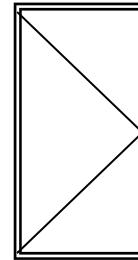
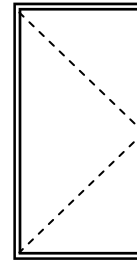


**CO-300 Casement**

**CI-300 Casement**

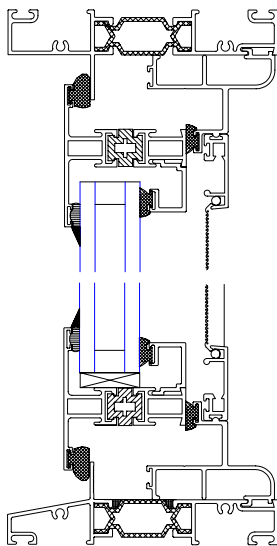


CO-300  
Out-swing



CI-300  
In-swing

## Thermally Broken Extruded Aluminum Side-Hung Projecting Out or In Window



300 series shown in combination with Alwinds 480 flush glazed 3 1/2" frame.

Alwind's revolutionary patented continuous aluminum extruded hinge for even sash weight distribution and longevity for hard-wear and tear usage in institutional buildings.

### Features:

- ❑ Extruded Aluminum side hung projecting window with one operable light equipped with a sealed insulating glass unit.
- ❑ Crimped-in-place rigid PVC thermal break
- ❑ Corner joints back-sealed for weatherproofing and increased resistance to the elements.
- ❑ Meets and exceeds CAN3-A440-M84 Standards as outlined in the Canadian Window Standard.
- ❑ Equipped with a Truth pivot-shoe roto operator and or claw lock/keepers from leading hardware manufacturers. Truth, Bronzecraft or Melron are some of the available hardware.
- ❑ Double weather seal on head, jambs, sill and sash members
- ❑ Interior glazing utilizing a soft-rubber bulb-type glazing spline for adequate glazing compression.
- ❑ Interior Flush Mount Fiberglass fly-screens with mitered corners, friction fit.
- ❑ Baked on enamel or anodized finishes as per requirements.